


How to Provide Prompts for Routines

Steps for Using Prompts:


1. Direct your child's attention to the cue—say it once! (e.g. “Brush your teeth”).
2. Give your child a chance to respond (e.g. wait 5-10 seconds).
3. Respond to your child's attempt:
 - a. Correct response: Provide positive feedback
 - b. Incorrect response: Repeat the cue, provide the least restrictive prompt that will ensure success, and then provide positive feedback
3. Go to the next step of the routine.

Tips to Avoid Prompt Dependence:

1. Always use the least intensive prompt necessary to help your child be successful.
2. Fade your prompts as quickly as possible.




**Get
toothbrush**




Verbal, visual, or gestural prompt


Do this



Model prompt



Full physical prompt



Partial physical prompt