



# Let's Go Shopping

## Circle Activity: What Will You Buy?

### Objective:

This activity reinforces pattern and symbol recognition, categorization, and decision-making skills to complete a collaborative classification task.

---

### Materials:

- Visual sequence strip (provided)
  - Shopping item words (provided)
  - Shopping item images (provided)
  - Pocket chart
  - Sentence strips (1 per student)
  - Markers
- 

**Duration:** 10 to 15 minutes

---

### Preparation:

1. Print, laminate, and cut out:
  - a. Visual sequence strip
  - b. Shopping item images (2-3 sets for the entire class)
  - c. Shopping item words (2-3 sets for the entire class, depending on student reading levels)
2. On each sentence strip, write: "I want to buy \_\_\_\_\_ and \_\_\_\_\_."
3. Place the sentence strips in the pocket chart. The strips' blank lines are where you will place the shopping images (or words) students choose.
4. Have the visual sequence strip on hand and refer to it throughout the activity to guide students.

## Activity Script:

*We recommend using the following verbal cues as you model each step.*

1. **"Today we're going to use this pocket chart to play a game about going shopping. The pictures we are going to be talking about are things that a person typically goes shopping for."**  
[Indicate the pocket chart. Place the shopping item images (or words, depending on student reading levels) in the pockets under the sentence strips (or next to the sentence strip, if space allows). As you walk students through each step of the activity, point to its corresponding step on the visual sequence strip.]
2. **"We're going to start by thinking about one sentence. Let's all look at the top sentence's blank lines on the chart. I will read it to you. After that, I'll ask you to pick two things you would buy if you went shopping. You will pick two items from the choices and put them in the blanks on this chart. Let's try one."**  
[Read the sentence as a class. Choose a student volunteer and assist the student in choosing two items they would like to buy by selecting the image cards (or words) to fill in the blanks.]
3. **"Let's try again with someone else!"**  
[Repeat step two allowing each student to complete their own sentence, until all students have had a turn.]

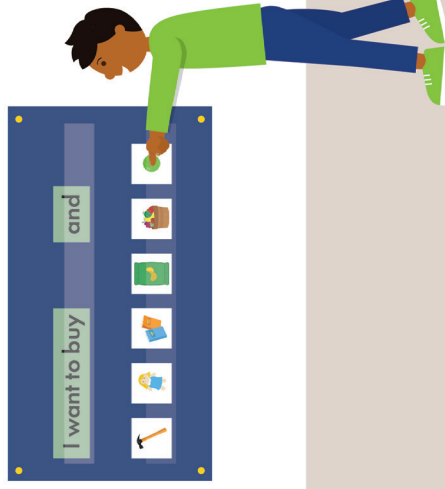
Visual sequence strip:



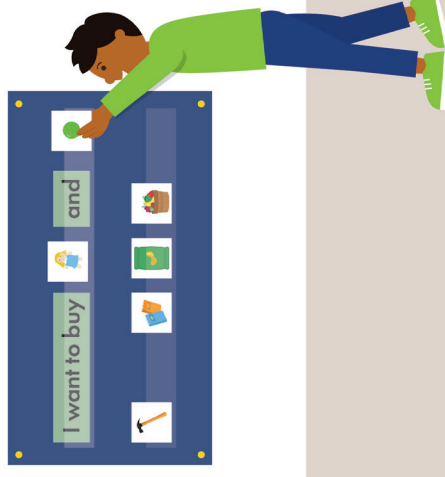
Read the sentence



Choose shopping items

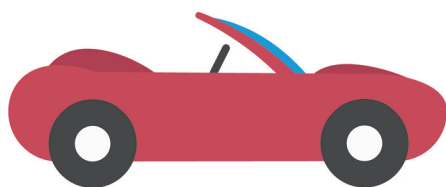


Put items in blank spots







Circle Activity: What Will You Buy?

© Star Autism Support 2019. Themes First! - Let's Go Shopping



Shopping Item Images:





hammers

nails

screwdrivers

comic books

games

puzzles

toy cars

dolls

balls



books

dressess

pants

shirts

shoes

fruit

milk

bread

snacks



I want to buy

and .